




Tri-State Dock Accessories

Pricing upon request
Minimum order of \$250

Standard Dock Cleats - Aluminum Alloy 356

	Part #	Size	Approx. Length	Approx. Height	Cast Bolt Hole Size
	6-WC	6 inch	6.0	1.25	1/4
	8-WC	8 inch	8.0	2.00	3/8
	10-WC	10 inch	10.0	2.50	3/8
	12-WC	12 inch	12.0	3.00	3/8

"S" Style Dock Cleats - Aluminum Alloy 356 or Almag 35

	Part #	Size	Approx. Length	Approx. Height	Cast Bolt Hole Size
	S-10	10 inch	9.25	3.00	1/2
	S-12	12 inch	11.00	3.00	1/2
	S-15	15 inch	14.00	4.00	1/2


"Euro" Style Dock Cleat, Aluminum Alloy 356 or Almag 35 - Bronze Alloys Navy M or Aluminum Bronze

	Part #	Size	Approx. Length	Approx. Height	Cast Bolt Hole Size
	E-12	12 inch	12.0	3.25	1/2


"Classic" Style Dock Cleat -Aluminum Alloy 356

	Part #	Size	Approx. Length	Approx. Height	Cast Bolt Hole Size
	C-12	10 inch	10.20	3.25	1/2

Cord/Hose Holder - Aluminum Alloy 35

	Part #	Size
	SHH-1	50 feet
	LHH-2	100 feet

Line Support Aluminum Alloy Almag 35

	Part #
	LSPC-1

Your name cast on 8", 10", 12", and 15" cleats with 100 piece order per size Visa and Mastercard accepted